

Scaled data based on original data using
LM-79-08 Approved Method: Electrical and Photometric Measurements of Solid-
State Lighting Products

Test Report Prepared for
Cooper Lighting Solutions
(formerly Eaton)

Brand: McGRAW-EDISON

Report Number: P386399

Luminaire Tested: **GWC-SA2A-740-U-T3**

Issue Date: 3/3/2020

Test Information

Test Method: LM-79-08
Report Number: P386399
TEST IS SCALED FROM IESNA LM-79-08 TEST DATA (G2-1903-205-14)
Test Lab: INNOVATION CENTER
Issue Date: 3/3/2020
Manufacturer: COOPER LIGHTING SOLUTIONS (FORMERLY EATON)
Product Line: MCGRAW-EDISON
Catalog Number: GWC-SA2A-740-U-T3
Description: GALLEON WALL LUMINAIRE
(2) 70 CRI, 4000K, 615mA LIGHTSQUARES WITH 16 LEDS EACH AND TYPE III OPTICS
Light Source: -
Ballast/Driver: ELECTRONIC DRIVER

Summary

Lumens per Lamp: N/A
Luminaire Lumens: 9729 lumens
Efficiency: N/A
Efficacy: 147.4 lumens/watt
Luminous Opening: Rectangular (W 1' x L: 0.5' x H: 0')
IES Classification: Type III - Short
BUG Rating: B2 - U0 - G2

Input Watts (W): 66
Input Voltage (V): NR
Input Current (A_{in}): NR
Voltage Rise (V): NR
Power Factor: NR
Total Harmonic Distortion (THDi): NR
Frequency (hertz): 60
Stabilization Time: NR
Operation Time: NR
Ambient Temperature (°C): NR
Test Distance: 24 FT

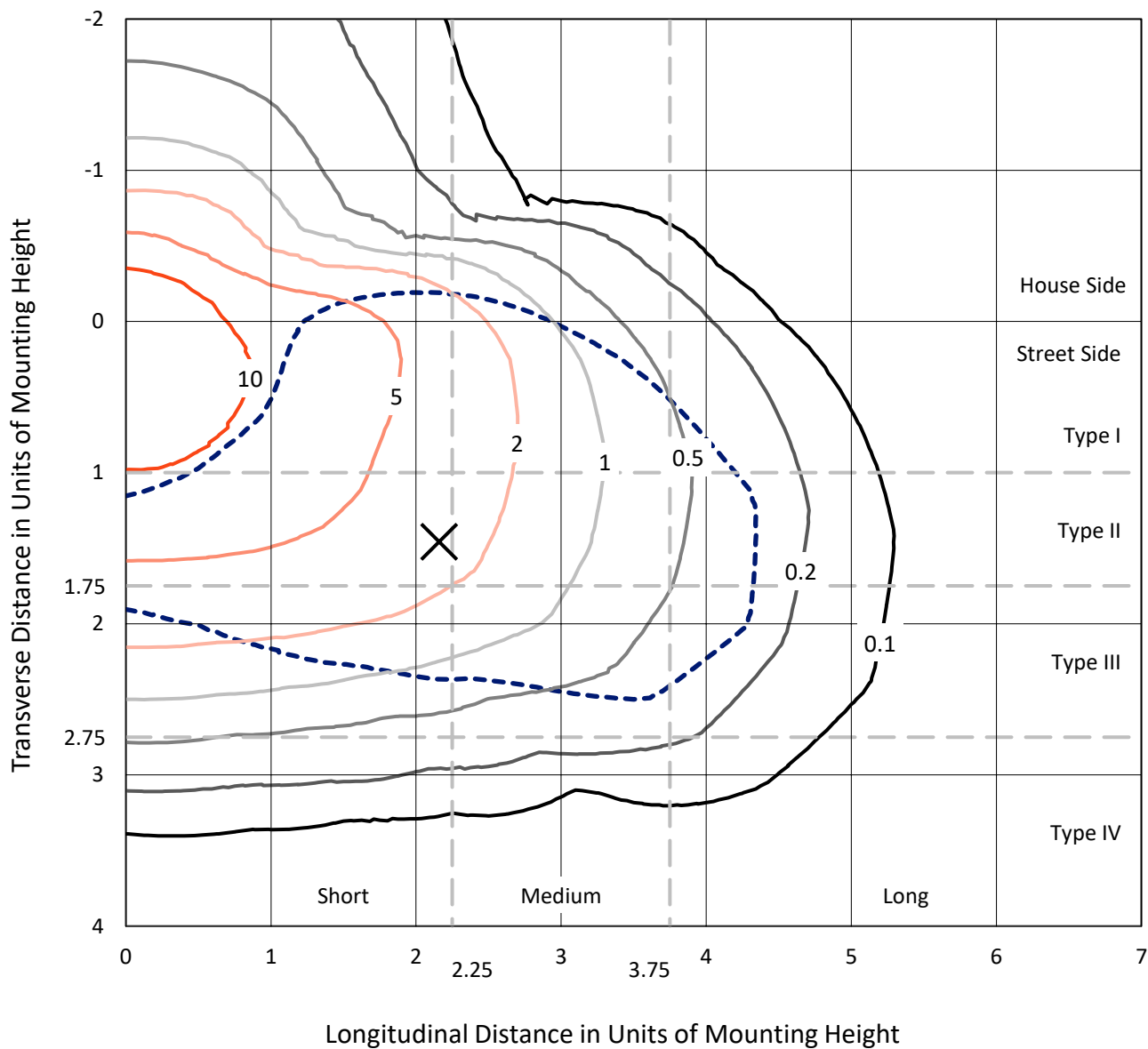


REPORT NUMBER: P386399

CATALOG NUMBER: GWC-SA2A-740-U-T3

Iso-Footcandle Lines of Horizontal Illumination

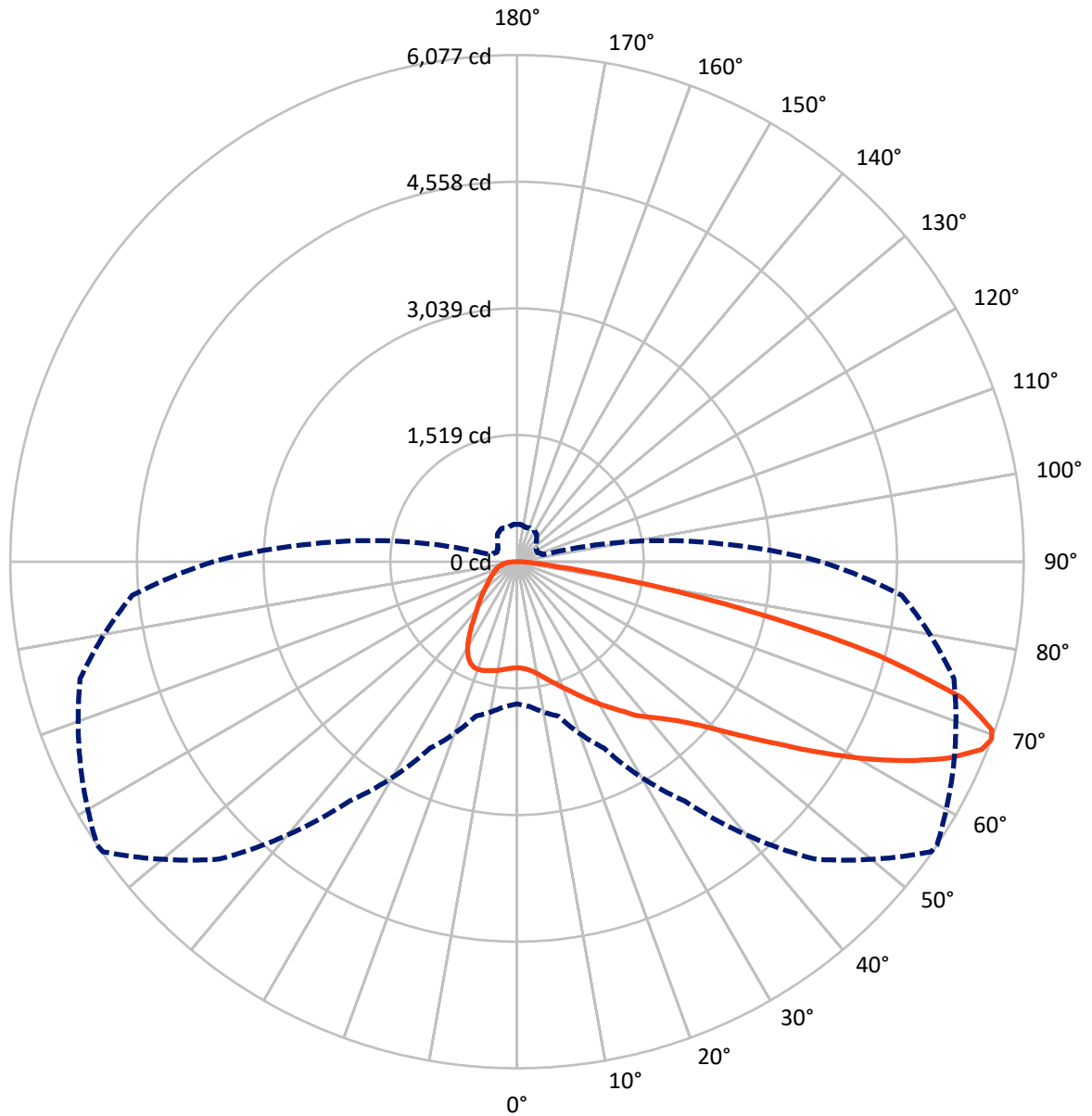
× Max cd
 - - - 1/2 Max cd



Based on 10 foot mounting height. Maximum calculated value = 13.8 fc
 Type III - Short - N/A

REPORT NUMBER: P386399
CATALOG NUMBER: GWC-SA2A-740-U-T3

Luminous Intensity Polar Plot



— Vertical Plane Through 56-Deg Lateral - - - Horizontal Cone Through 69-Deg Vertical

REPORT NUMBER: P386399

CATALOG NUMBER: GWC-SA2A-740-U-T3

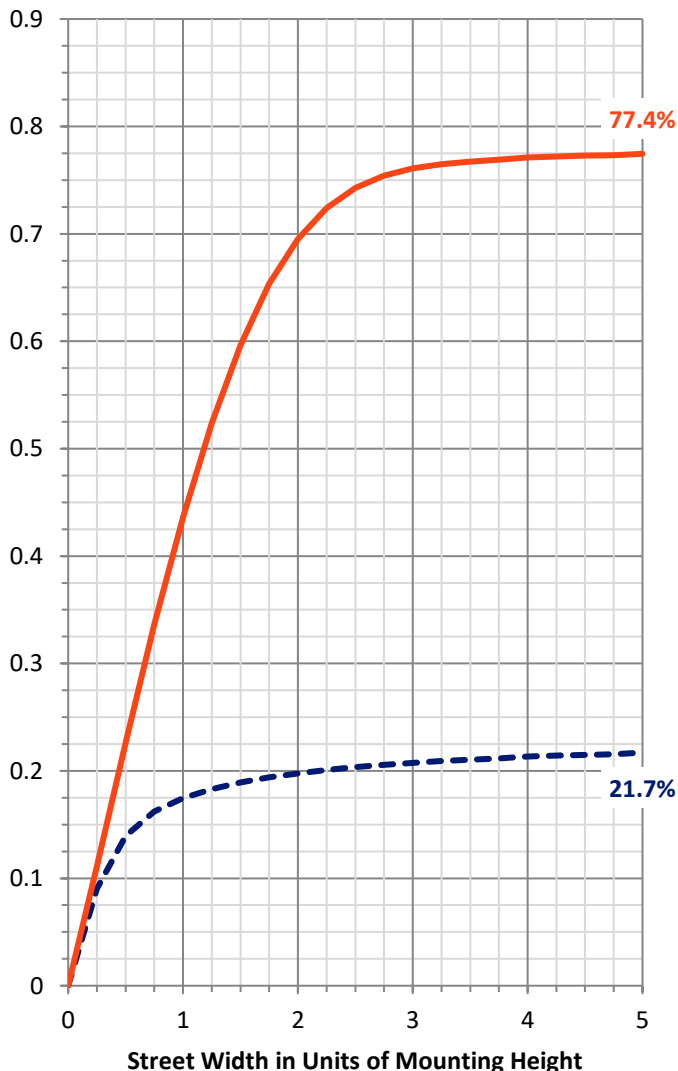
FLUX DISTRIBUTION:

		Downward	Upward	Total
House Side	Lumens	2166.6	0.0	2166.6
	% Fixture	22.3	0.0	22.3
Street Side	Lumens	7562.4	0.0	7562.4
	% Fixture	77.7	0.0	77.7
Total	Lumens	9729.0	0.0	9729.0
	% Fixture	100.0	0.0	100.0

ZONAL LUMENS:

Zone	Lumens	% Fixture
0°-10°	124.9	1.3
10°-20°	401.7	4.1
20°-30°	701.2	7.2
30°-40°	1007.3	10.4
40°-50°	1394.0	14.3
50°-60°	2042.4	21.0
60°-70°	2490.1	25.6
70°-80°	1376.7	14.2
80°-90°	190.7	2.0
90°-100°	0.0	0.0
100°-110°	0.0	0.0
110°-120°	0.0	0.0
120°-130°	0.0	0.0
130°-140°	0.0	0.0
140°-150°	0.0	0.0
150°-160°	0.0	0.0
160°-170°	0.0	0.0
170°-180°	0.0	0.0
0°-90°	9729.0	100.0
0°-180°	9729.0	100.0

Coefficient of Utilization



REPORT NUMBER: P386399

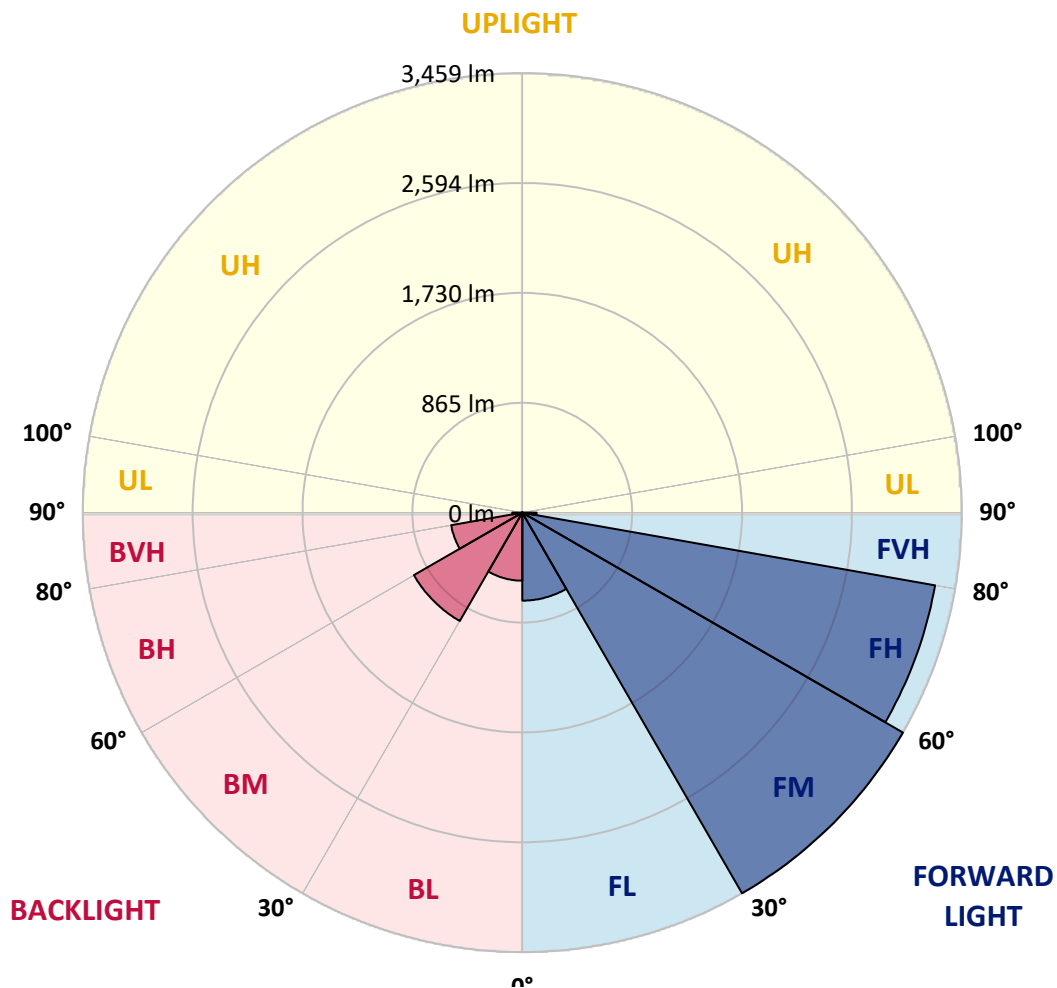
CATALOG NUMBER: GWC-SA2A-740-U-T3

LUMINAIRE CLASSIFICATION SYSTEM LUMEN TABLE AND BUG RATING:

Zone	Lumens	% Fixture	Zone Rating/Lumen Limit		
			B	U	G
FL (0°-30°)	692.4	7.1			
FM (30°-60°)	3459.0	35.6			
FH (60°-80°)	3298.6	33.9			G2/5000
FVH (80°-90°)	112.3	1.2			G2/225
BL (0°-30°)	535.4	5.5	B2/1000		
BM (30°-60°)	984.7	10.1	B1/1000		
BH (60°-80°)	568.2	5.8	B2/1000		G2/1000
BVH (80°-90°)	78.4	0.8			G1/100
UL (90°-100°)	0.0	0.0		U0/0	
UH (100°-180°)	0.0	0.0		U0/0	

BUG Rating: B2-U0-G2

Type III Short





REPORT NUMBER: P386399

CATALOG NUMBER: GWC-SA2A-740-U-T3

CANDELA DISTRIBUTION (FULL):

	0°	5°	15°	25°	35°	45°	55°	56°	65°	75°	85°
0°	1271.9	1271.9	1271.9	1271.9	1271.9	1271.9	1271.9	1271.9	1271.9	1271.9	1271.9
2.5°	1280.0	1281.3	1280.3	1283.0	1280.0	1282.0	1280.3	1280.3	1279.3	1276.3	1272.9
5°	1300.1	1302.8	1301.1	1303.8	1300.1	1300.7	1297.7	1297.7	1294.7	1288.3	1281.6
7.5°	1331.6	1334.6	1333.3	1335.9	1330.9	1330.9	1326.9	1326.6	1320.5	1310.1	1302.4
10°	1369.1	1373.1	1371.8	1375.8	1371.8	1373.1	1369.1	1369.1	1361.1	1346.3	1336.6
12.5°	1423.7	1428.8	1425.1	1424.8	1423.1	1425.8	1422.4	1421.7	1414.4	1394.3	1380.8
15°	1496.8	1502.2	1494.5	1493.8	1484.4	1483.4	1483.4	1482.4	1477.7	1453.6	1431.5
17.5°	1580.9	1582.6	1575.9	1565.2	1553.1	1545.4	1544.4	1547.1	1547.1	1518.9	1483.7
20°	1663.4	1666.4	1661.0	1649.0	1633.6	1622.2	1614.1	1619.5	1619.1	1585.6	1535.7
22.5°	1753.2	1760.2	1752.2	1736.8	1718.7	1705.9	1691.9	1696.6	1696.9	1655.7	1586.6
25°	1869.5	1863.1	1858.1	1836.3	1810.5	1797.4	1784.4	1789.1	1787.7	1731.1	1639.3
27.5°	1972.4	1973.7	1967.0	1943.9	1914.1	1885.3	1884.6	1887.6	1882.6	1809.5	1688.9
30°	2092.0	2092.7	2083.3	2062.6	2030.0	1992.8	1984.1	1989.2	1978.4	1883.9	1741.1
32.5°	2211.0	2214.4	2204.0	2178.9	2152.7	2107.5	2090.0	2093.4	2066.6	1960.0	1795.1
35°	2315.3	2320.0	2316.6	2299.8	2271.4	2232.5	2211.7	2209.7	2176.5	2053.2	1866.5
37.5°	2421.5	2425.9	2422.2	2408.1	2396.7	2355.5	2344.4	2344.4	2286.8	2148.4	1957.3
40°	2530.8	2537.5	2533.1	2513.7	2504.0	2485.2	2458.7	2452.3	2390.0	2262.6	2105.5
42.5°	2632.3	2641.0	2658.5	2647.1	2627.3	2630.0	2576.7	2573.3	2527.8	2431.6	2291.5
45°	2776.4	2789.2	2818.7	2810.0	2805.9	2791.2	2727.8	2724.8	2707.4	2658.8	2522.4
47.5°	2933.6	2951.1	3004.3	3006.0	3049.3	3021.4	2935.3	2924.9	2928.9	2930.9	2804.3
50°	3078.4	3097.5	3185.0	3226.2	3328.1	3334.1	3196.4	3187.0	3202.8	3249.0	3132.7
52.5°	3194.0	3218.2	3327.4	3454.8	3629.4	3679.0	3517.8	3510.8	3522.5	3602.3	3504.1
55°	3278.8	3305.0	3424.0	3655.9	3934.7	4022.2	3887.8	3881.1	3888.5	3990.0	3907.9
57.5°	3298.6	3305.0	3477.6	3791.3	4192.5	4402.6	4340.6	4327.2	4291.0	4379.5	4353.7
60°	3205.8	3231.2	3433.3	3838.9	4391.9	4777.7	4813.9	4797.1	4695.5	4767.9	4747.2
62.5°	3017.4	3063.0	3268.1	3766.5	4470.0	5084.0	5278.1	5257.9	5083.0	5129.9	5030.0
65°	2709.7	2729.2	2944.7	3516.8	4370.8	5280.1	5692.0	5681.9	5461.7	5388.3	5082.3
67.5°	2159.4	2195.9	2378.9	2995.0	3964.9	5256.9	6012.0	6011.0	5709.1	5484.2	4897.0
69°	1705.9	1743.8	1918.1	2467.1	3508.4	5045.5	6065.7	6077.4	5778.8	5425.9	4632.2
70°	1360.1	1404.0	1523.6	2078.0	3103.2	4766.6	6021.1	6042.2	5765.4	5329.7	4387.9
72.5°	578.8	614.3	699.5	1071.2	1891.3	3559.4	5505.3	5585.1	5454.7	4877.9	3626.4
75°	252.7	263.8	302.3	436.7	839.6	1937.2	4312.8	4460.3	4664.0	4123.1	2701.4
77.5°	185.0	189.7	210.8	256.4	376.7	731.6	2773.4	2859.2	3363.6	3000.3	1657.0
80°	143.1	146.5	162.9	188.4	246.0	295.9	1264.9	1338.6	1891.3	1541.1	690.1
82.5°	114.0	116.3	127.7	138.8	169.9	179.3	420.0	465.9	698.1	425.6	182.7
85°	105.9	108.6	112.6	101.2	108.9	105.2	181.7	190.0	210.8	167.2	76.4
87.5°	47.9	56.6	111.6	78.8	58.0	46.3	74.4	77.8	87.5	87.8	33.9
90°	0.0	0.0	0.0	0.0	0.0	0.0	0.0	0.0	0.0	0.0	0.0



REPORT NUMBER: P386399

CATALOG NUMBER: GWC-SA2A-740-U-T3

CANDELA DISTRIBUTION (continued):

	90°	95°	105°	115°	125°	135°	145°	155°	165°	175°	180°
0°	1271.9	1271.9	1271.9	1271.9	1271.9	1271.9	1271.9	1271.9	1271.9	1271.9	1271.9
2.5°	1274.9	1273.9	1275.6	1271.6	1276.6	1276.3	1274.6	1275.3	1278.6	1278.3	1278.6
5°	1282.6	1282.0	1284.0	1281.0	1287.0	1289.0	1289.3	1292.4	1296.1	1297.1	1297.1
7.5°	1302.1	1302.1	1303.1	1299.1	1303.1	1302.8	1301.1	1304.1	1307.8	1308.1	1307.8
10°	1335.6	1335.9	1334.3	1323.9	1320.5	1311.5	1303.1	1303.4	1308.1	1311.8	1312.8
12.5°	1377.8	1376.5	1369.1	1350.0	1335.9	1317.5	1308.8	1308.5	1313.1	1316.2	1317.2
15°	1426.1	1422.4	1403.3	1372.1	1347.3	1329.2	1315.2	1311.8	1309.1	1305.8	1306.1
17.5°	1471.7	1463.3	1431.5	1388.2	1362.1	1337.9	1310.8	1289.0	1273.9	1265.2	1262.5
20°	1517.9	1501.5	1455.6	1403.3	1370.1	1326.2	1273.9	1229.7	1202.2	1189.5	1187.1
22.5°	1560.2	1533.7	1478.0	1419.1	1363.8	1286.7	1204.6	1140.2	1102.0	1084.9	1086.2
25°	1601.4	1564.5	1501.5	1430.1	1331.6	1217.0	1108.0	1028.9	984.7	965.6	964.9
27.5°	1637.6	1595.7	1527.0	1421.1	1271.6	1117.7	993.7	916.7	879.8	863.4	860.7
30°	1679.1	1634.9	1560.8	1386.5	1183.8	1003.1	882.1	827.8	801.7	785.3	782.3
32.5°	1729.7	1688.2	1588.6	1323.9	1071.5	883.5	795.0	757.1	733.3	714.9	711.5
35°	1803.5	1758.6	1595.7	1234.0	948.2	789.0	731.0	692.1	659.9	636.1	633.8
37.5°	1896.0	1846.7	1579.6	1117.7	828.5	727.6	677.7	629.8	587.9	554.3	549.0
40°	2029.4	1955.0	1535.0	983.7	740.4	680.4	625.7	571.1	519.2	479.9	472.2
42.5°	2189.6	2082.0	1466.6	850.3	675.7	632.4	574.1	506.4	456.8	429.0	425.0
45°	2393.4	2214.0	1371.8	733.7	612.0	584.5	518.5	456.1	425.3	404.9	401.5
47.5°	2626.0	2362.2	1272.3	638.8	558.0	539.6	473.9	433.7	409.2	393.1	390.1
50°	2911.8	2529.4	1166.7	561.1	503.7	485.6	452.8	421.3	401.9	389.5	386.4
52.5°	3234.3	2718.1	1090.6	499.7	458.8	445.8	441.7	414.6	398.8	389.5	386.4
55°	3581.5	2910.2	1008.5	448.1	420.0	423.6	434.4	415.3	404.5	393.1	388.8
57.5°	3929.0	3108.6	917.0	404.5	389.1	407.2	429.3	416.6	407.6	396.5	392.5
60°	4203.9	3234.3	775.2	368.0	364.7	389.1	417.3	406.5	394.8	395.1	394.5
62.5°	4332.2	3227.6	618.7	335.5	340.2	364.7	397.8	390.8	381.1	394.1	395.1
65°	4260.2	3066.7	481.6	306.0	314.0	339.2	377.7	383.1	386.4	411.6	414.9
67.5°	3957.9	2753.6	373.0	280.2	290.2	321.8	379.7	417.3	421.6	448.1	447.8
69°	3645.2	2460.1	324.1	266.8	278.5	326.1	405.9	439.1	422.6	450.8	446.8
70°	3383.1	2227.8	298.0	257.7	273.2	333.8	423.3	438.7	417.6	441.7	435.0
72.5°	2605.5	1602.7	252.7	241.0	255.1	319.4	428.3	429.0	405.9	410.6	399.2
75°	1787.1	1012.8	220.5	218.2	227.6	287.9	412.2	409.9	375.4	368.7	359.3
77.5°	985.4	514.5	187.4	196.4	202.8	255.1	374.7	371.4	342.9	328.8	325.4
80°	380.1	225.2	158.2	174.6	178.6	220.9	328.5	325.4	301.6	283.5	278.5
82.5°	143.4	118.0	130.7	151.2	149.8	182.3	278.2	276.5	253.4	226.9	218.9
85°	66.4	70.7	103.6	124.7	115.0	135.1	222.5	225.6	197.4	165.9	165.9
87.5°	28.2	39.5	73.4	94.2	77.4	91.2	163.2	155.8	143.1	99.2	93.2
90°	0.0	0.0	0.0	0.0	0.0	0.0	0.0	0.0	0.0	0.0	0.0

Signify Classified - Internal
Cooper Lighting Solutions Photometric Lab
1121 Highway 74 South
Peachtree City, GA 30269

Scaled Data Report



Report Generated By 670245982

Signify Classified - Internal
Cooper Lighting Solutions Photometric Lab
1121 Highway 74 South
Peachtree City, GA 30269

Scaled Data Report



Signify Classified - Internal
Cooper Lighting Solutions Photometric Lab
1121 Highway 74 South
Peachtree City, GA 30269

Scaled Data Report



Signify Classified - Internal
Cooper Lighting Solutions Photometric Lab
1121 Highway 74 South
Peachtree City, GA 30269

Scaled Data Report



Signify Classified - Internal
Cooper Lighting Solutions Photometric Lab
1121 Highway 74 South
Peachtree City, GA 30269

Scaled Data Report



--- HS — SS

Signify Classified - Internal
Cooper Lighting Solutions Photometric Lab
1121 Highway 74 South
Peachtree City, GA 30269

Scaled Data Report



u

Signify Classified - Internal
Cooper Lighting Solutions Photometric Lab
1121 Highway 74 South
Peachtree City, GA 30269

Scaled Data Report



Signify Classified - Internal
Cooper Lighting Solutions Photometric Lab
1121 Highway 74 South
Peachtree City, GA 30269

Scaled Data Report



(END OF REPORT)